

RESOLUTION NO. 11-423BOARD OF COUNTY COMMISSIONERS
OF THE COUNTY OF EL PASO, STATE OF COLORADO

RESOLUTION TO ADOPT AND APPROPRIATE THE 2012 BUDGET

WHEREAS, pursuant to the Colorado Local Government Budget Law, Part 1 of Article 1 of Title 29, C.R.S., the Board of County Commissioners must adopt the annual budget for 2012 by December 15, 2011; and

WHEREAS, the 2012 Original Adopted Budget must recognize revenues and have available fund balance sufficient to cover the appropriated expenditures set forth in the annual budget; and

WHEREAS, a Preliminary Balanced Budget for 2012 was submitted by the Budget Officer to the Board of County Commissioners on October 4, 2011, as required by C.R.S. 29-1-105; and

WHEREAS, pursuant to the notice published in accordance with C.R.S. 29-1-106, the proposed 2012 budget has been open for inspection by the public since October 4, 2011; and

WHEREAS, public hearings were held by the Board of County Commissioners on August 25, 2011, September 1, 2011, September 15, 2011, November 8, 2011 and November 15, 2011 in order to provide interested citizens an opportunity to file or register any objections, and to review evidence and hear testimony as presented to the Board on the proposed 2012 budget; and

WHEREAS, up to and including this date, said proposed budget has been open for inspection by the public and interested citizens, and the electors have been given the opportunity to file or register any objections to said proposed budget pursuant to C.R.S. 29-1-107; and

WHEREAS, Attachment A outlines the revenue, expenditure and fund balance details of the 2012 budget; and

WHEREAS, all expenditure changes made to the Preliminary Balanced Budget balance to revenues and available fund balances are incorporated in the Original Adopted Budget, as required by C.R.S. 29-1-103 (2); and

WHEREAS, the County Treasurer requests authorization to make transfers between the General Fund, Road and Bridge Fund, Human Services Fund, Community Investment Fund, Self Insurance Fund, Conservation Trust Fund, Retirement Fund, Pension Trust Fund, Solid Waste Management Fund, Pikes Peak Workforce Center Fund, Economic Development Fund, Rancho Road Fund, and Falcon Vista Fund from backup provided by the Budget Administration Department to allocate money for these thirteen funds that have been budgeted in the County cost centers; and

WAYNE W. WILLIAMS El Paso County, CO

12/14/2011 04:12:55 PM

Doc \$0.00

Page

Rec \$0.00

1 of 38



211124006

WHEREAS, the elected offices and departments of El Paso County upon appropriation of their respective elected office and department budgets for 2012, will be required to follow the Procurement Policy and Procedures adopted by the Board of county Commissioners; however, concerning contracts and purchases of goods and services approved under the authority of the Health and Benefits Trust Board, such contracts and purchases shall comply with the Procurement Policies and Procedures Manual for solicitation, contract award and contract development and shall comply with all applicable laws and regulations arising under the Health Insurance Portability and Accountability Act of 1996 (HIPAA), provided that nothing in this Resolution shall revoke the authority previously granted by the Board of County Commissioners to the Health and Benefits and Trust Board to approve and enter into such contracts or purchases.

NOW, THEREFORE, BE IT RESOLVED THAT:

- A. All County departments and spending agencies are prohibited from expending or obligating funds in excess of the total amount budgeted for each department or spending agency, and may be further subject to budget modification during fiscal year 2012 in order to comply with Colorado's constitutional spending and revenue limitation.
- B. Revenues in excess of expenditures as defined by the Taxpayer's Bill of Rights (TABOR) become reserves.
- C. Capital designated as replacements must be turned into Facilities Management or Information Technology as appropriate for disposal in accordance with County policy. Proceeds from the disposal of property will be revenue to the fund from which it was purchased.
- D. All agencies that receive funding from the County for services provided to the County and agencies that are in place because of County Government (i.e., 501(C) 3 organizations), upon written request, shall provide an annual audit to the Budget Administration Department no later than April 30 of each year.
- E. All approved changes as presented to the Board of County Commissioners have been incorporated into these budgeted figures.

BE IT FURTHER RESOLVED that it is the intent of the Board of County Commissioners that the County Treasurer, pursuant to C.R.S. 30-10-710, credit interest gained through the investment of County funds, unless otherwise restricted by bonding documents or statute to the General Fund with the following exceptions:

Solid Waste Management Fund
Local Improvement District Funds
Conservation Trust Fund

BE IT FURTHER RESOLVED that pursuant to Section 29-1-111, C.R.S., the following sums are hereby appropriated out of revenues now held or to be collected by the County Treasurer during 2012, including 2011 taxes payable in 2012 for the purposes of defraying all necessary expenditures and liabilities for El Paso County for the fiscal year 2012 as summarized in Attachment A, as set forth in said budget.

| El Paso County Funds | Appropriated Amount |
|-----------------------------------|---------------------|
| 001 General Unrestricted | \$102,033,314 |
| 001 General Restricted | 17,578,255 |
| 002 Road and Bridge | 18,160,250 |
| 003 Road and Bridge Escrow | 819,419 |
| 004 Human Services | 54,000,000 |
| 006 Community Investment | 21,836,933 |
| 012 Self Insurance | 24,834,719 |
| 015 Conservation Trust | 1,281,502 |
| 016 Retirement | 8,381,738 |
| 017 Pension Trust | 247,000 |
| 019 School Trust Fund | 100,000 |
| 022 Solid Waste Management | 938,192 |
| 025 Economic Development | 5,012,500 |
| 066 Pikes Peak Workforce | 7,254,054 |
| 074/75 Rancho Road / Falcon Vista | 111,500 |
| Grand Total | \$262,589,376 |

BE IT FURTHER RESOLVED that the County Treasurer requests authorization to make transfers between the General Fund, Road and Bridge Fund, Human Services Fund, Community Investment Fund, Self Insurance Fund, Conservation Trust Fund, Retirement Fund, Pension Trust Fund, Solid Waste Management Fund, Economic Development Fund, Pikes Peak Workforce Fund, Rancho Road Fund, and Falcon Vista Fund from backup provided by the Budget Administration Department, Finance Division to allocate money for these thirteen funds that have been budgeted in the County cost centers; and

BE IT FURTHER RESOLVED a copy of this Resolution shall be filed with the Colorado Department of Local Affairs, Division of Local Government.

DONE THIS 13th day of December, 2011, at Colorado Springs, Colorado.

BOARD OF COUNTY COMMISSIONERS
EL PASO COUNTY, COLORADO

ATTEST:

By: 
County Clerk & Recorder



By: 
Chair





El Paso County, Colorado
Budget Administration
2012 Original Adopted Budget

Table of Contents

| <u>Section I - Budget Analysis</u> | <u>Page</u> |
|---|--------------------|
| 2012 Discretionary Revenues | 1 |
| Chart - 2012 Original Adopted Budget - Revenues by Category | 2 |
| Chart - 2012 Original Adopted Budget - Expenditures by Category | 3 |
| Chart - Unrestricted General Fund Cost Per Citizen | 4 |
| Chart - Historical Percentage of Reserves | 5 |
| Chart - Breakdown of Operational Reserve | 6 |
| Chart - Total FTEs vs. Population Growth | 7 |
| Chart - Citizens Served per Employee | 8 |
| Chart - Mill Levy Comparison | 9 |
| Chart - Property Tax/Person Comparison | 10 |
| Chart - Projected Daily Local Sales Tax Per Citizen | 11 |
| 2012 Critical Needs Funded | 12 |
| Critical Needs Summary & Department Detail | 13 - 22 |
| <u>Section II - Budget Changes (from 2011 to 2012)</u> | |
| Changes to Revenue Budget | 23 |
| Changes to Expenditure Budget | 24 - 25 |
| <u>Section III - 2012 Preliminary Balanced Budget</u> | |
| 2012 Preliminary Balanced "Budget at a Glance" | 26 |
| 2012 Fund Balance Estimates | 27 |
| Allocation of Revenues by Major Category | 28 |
| Allocation of Expenditures by Major Category | 29 - 30 |

Section I – Budget ANALYSIS



El Paso County, Colorado
Budget Administration
2012 Original Adopted Budget

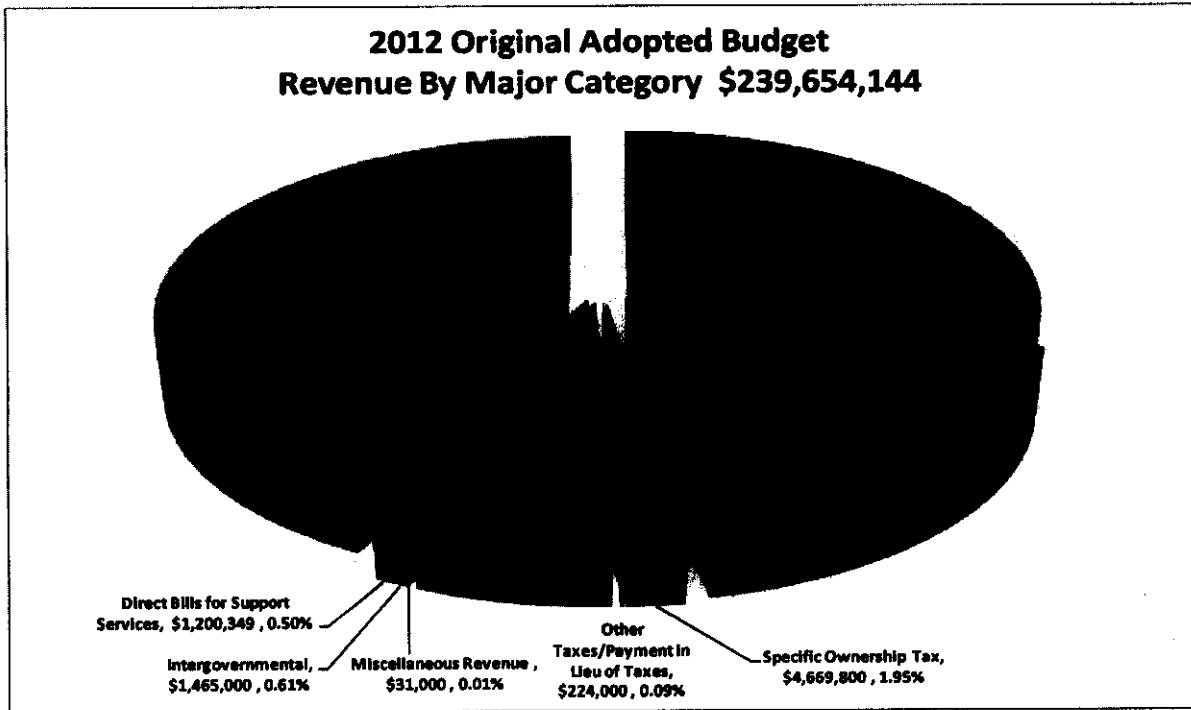


El Paso County, Colorado
Budget Administration
2012 Discretionary Revenue to Provide Core Services

| 2012 Original Adopted Budget Revenue Sources | |
|--|----------------------|
| Sales & Use Tax | \$70,585,204 |
| Property Tax | 43,111,371 |
| Specific Ownership Tax | 4,669,800 |
| Other Taxes/Payment in Lieu of Taxes | 224,000 |
| Elected Office Revenue (Fees) | 13,438,250 |
| Parking & Parks and Recreation Fees | 657,690 |
| General and Road & Bridge Fees | 1,566,700 |
| Unrestricted Intergovernmental | 1,465,000 |
| Direct Bills for Support Services | 1,200,349 |
| Rent Revenue/Other Revenue | 136,609 |
| Legally Restricted Revenue Sources | \$102,599,171 |
| 2012 Revenues | \$239,654,144 |
| Less: Legally Restricted Revenue Sources | (\$102,599,171) |
| 2012 Discretionary Revenue Sources | \$137,054,973 |
| Less: Legally Restricted Uses | |
| Road & Bridge Operations | \$7,995,980 |
| Dept. of Human Services - Local Required Match | \$14,997,101 |
| Annual Lease Obligation/Major Capital Projects | \$17,478,350 |
| Employee Benefits & Retirement | \$9,093,249 |
| Less: Legally Restricted Uses | \$49,564,680 |
| 2012 Discretionary Revenue to Provide Core Services | \$87,490,293 |




El Paso County, Colorado
Budget Administration
2012 Revenue By Major Category





El Paso County, Colorado
Budget Administration
2012 Expenditures By Major Category



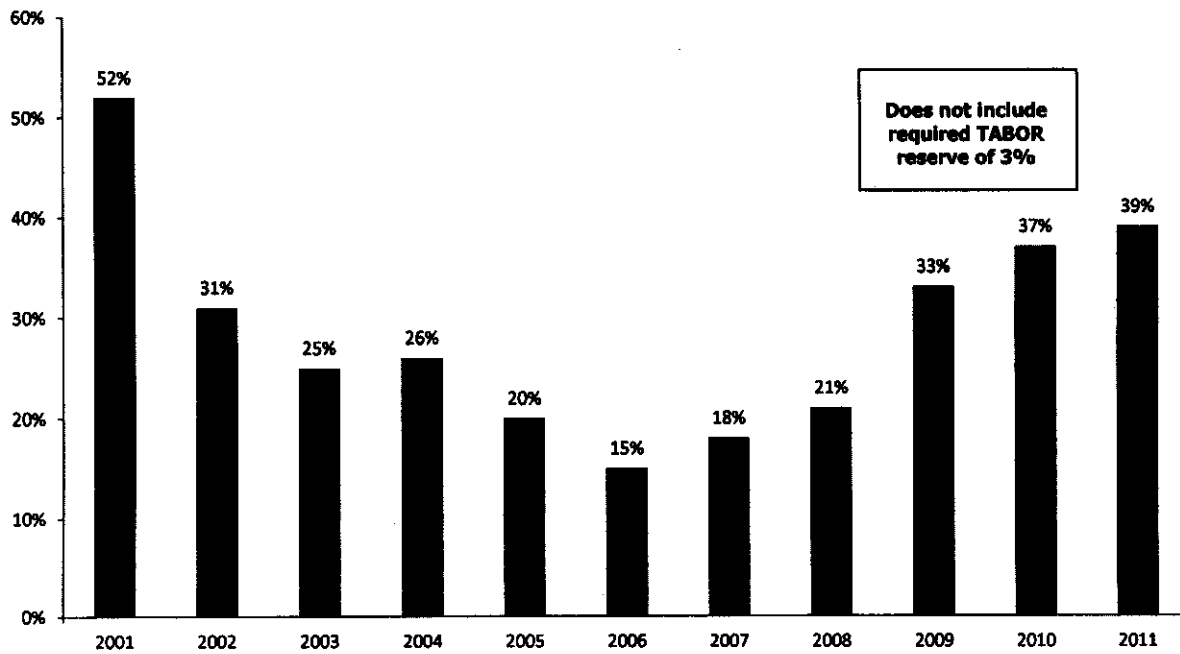


El Paso County, Colorado
Budget Administration
Unrestricted General Fund - Cost per Citizen





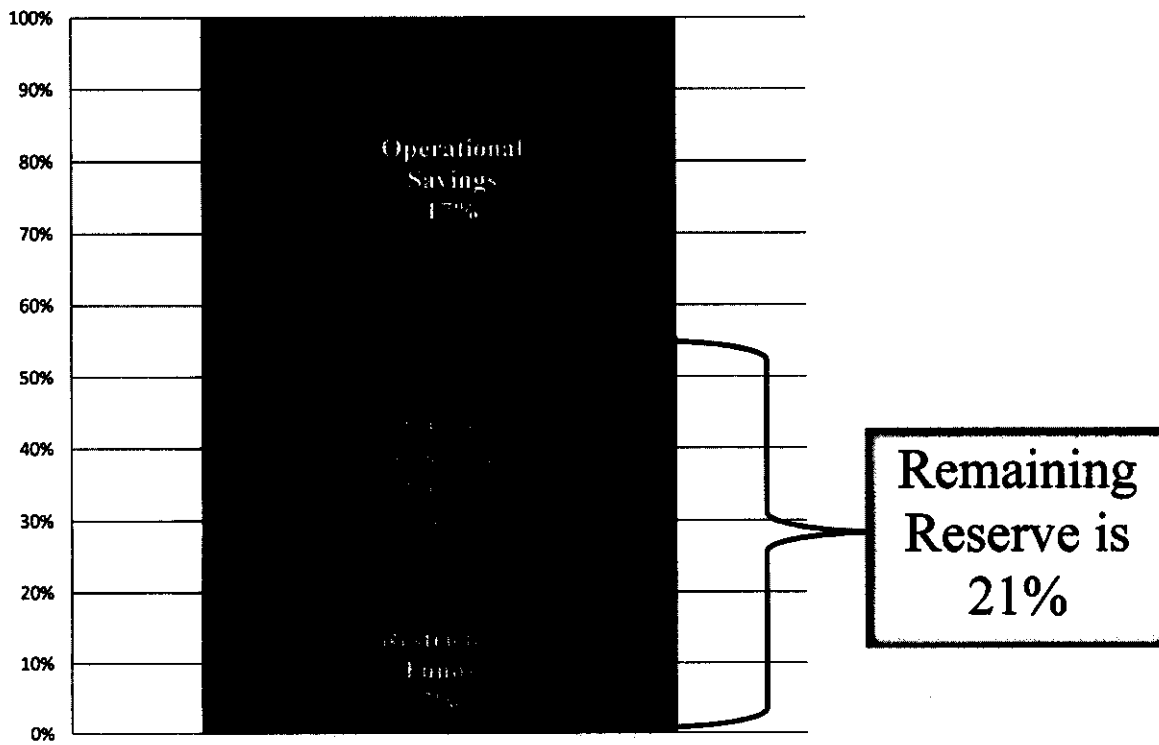
***El Paso County, Colorado
Budget Administration
Historical Percentage of Reserves***



2012 Original Adopted Budget

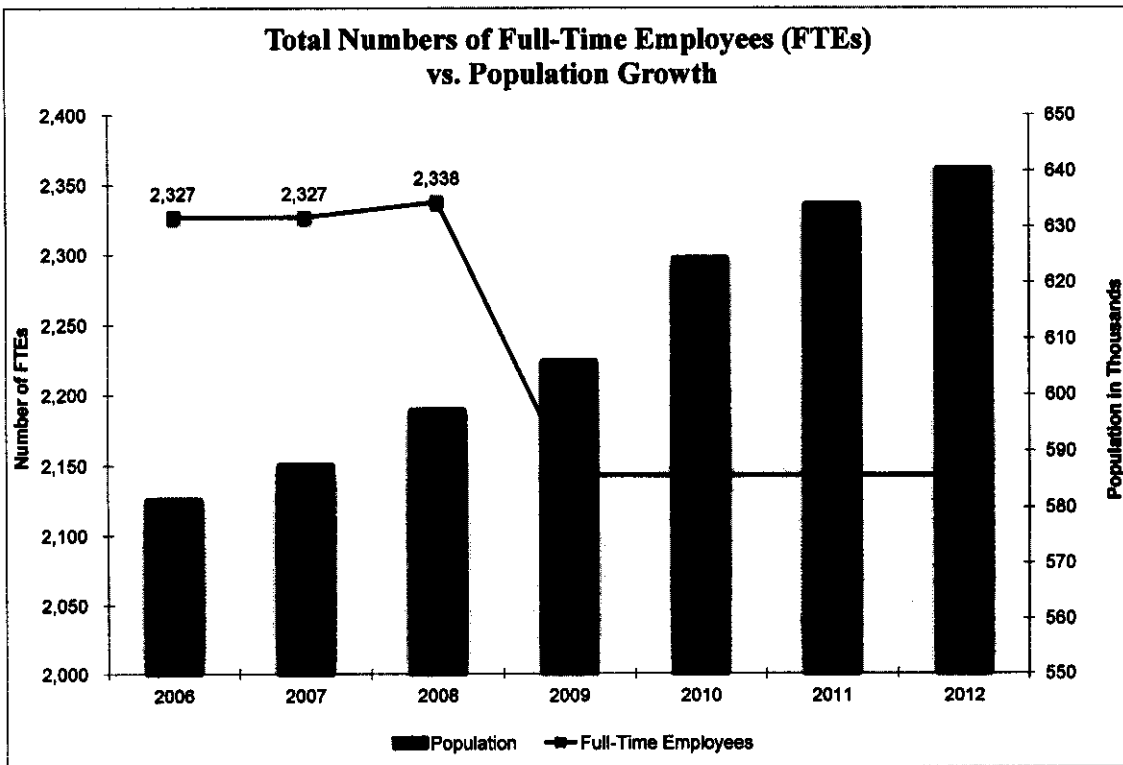


El Paso County, Colorado
Budget Administration
Breakdown of Operational Reserve (39%)



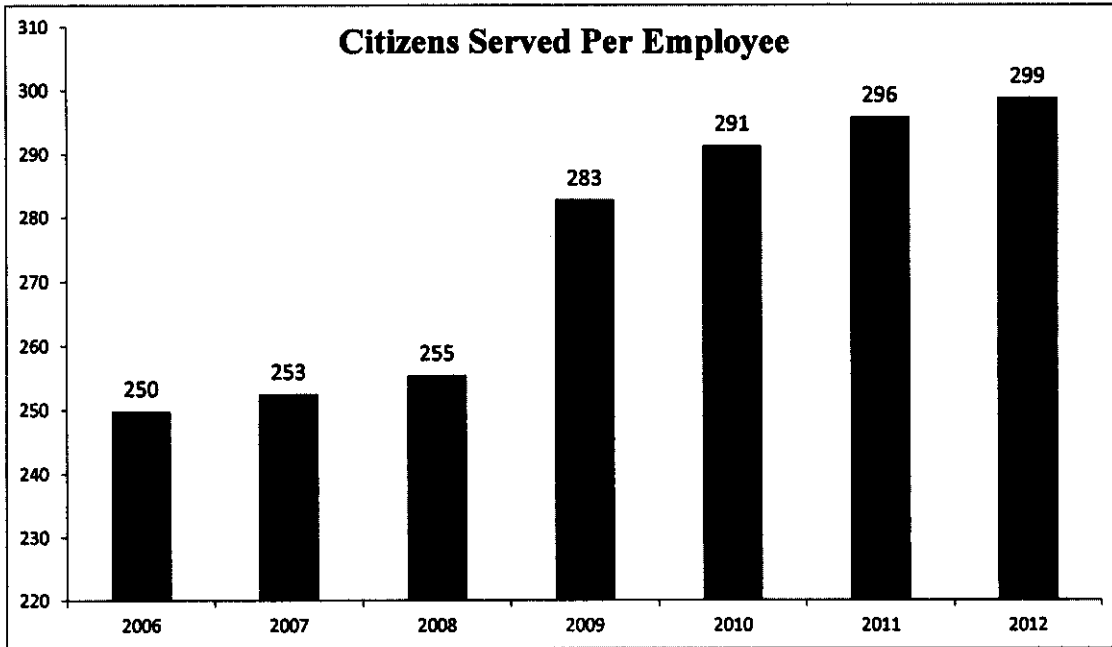


El Paso County, Colorado
Budget Administration
Total Number of Full-Time Employees vs Population Growth





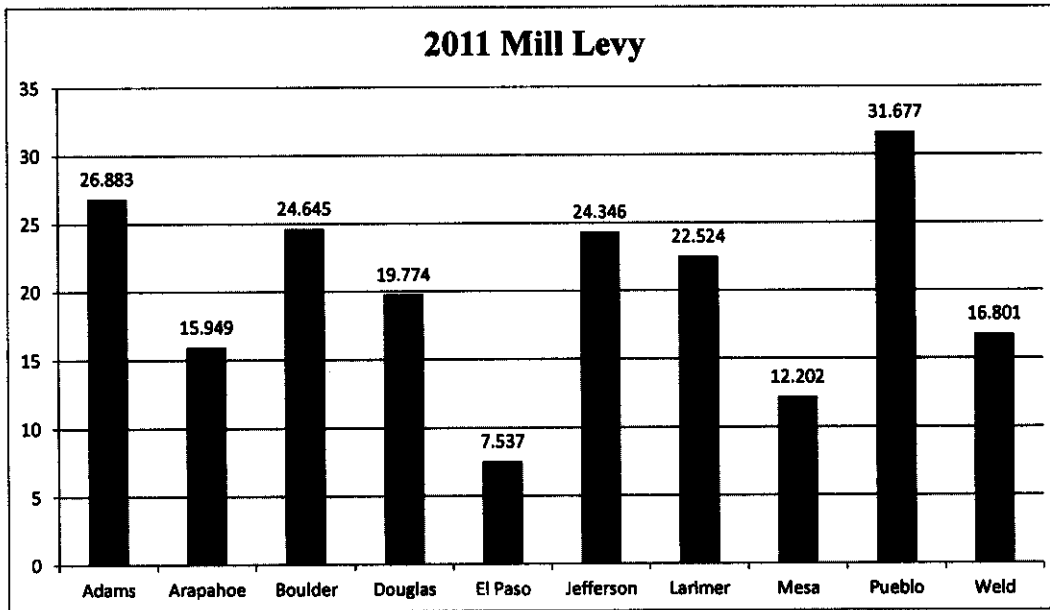
El Paso County, Colorado
Budget Administration
Total Number of Citizens Served Per Employee



2012 Original Adopted Budget




El Paso County, Colorado
Budget Administration
Mill Levy 10-County Comparison



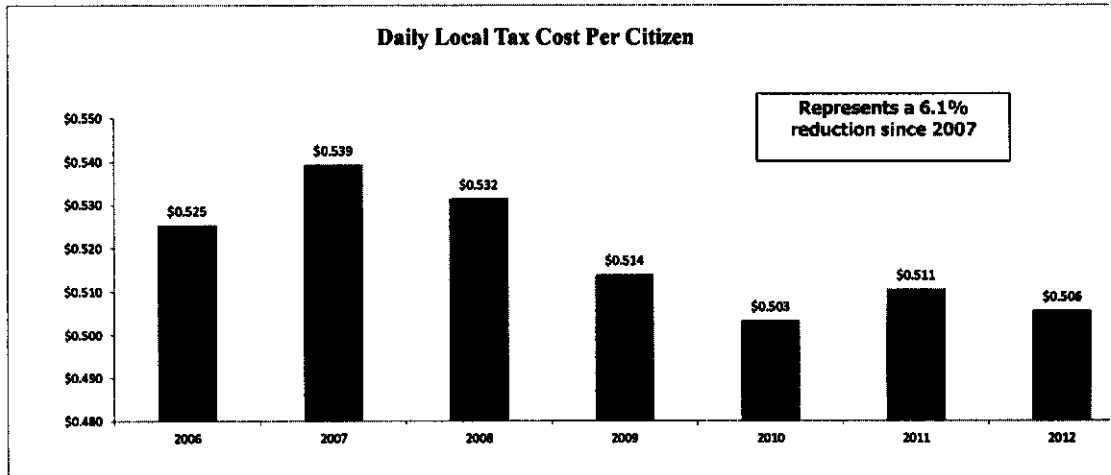


El Paso County, Colorado
Budget Administration
Property Tax Per Person 10-County Comparison





El Paso County, Colorado
Budget Administration
Projected Daily Local Tax Cost Per Citizen



| | 2006 | 2007 | 2008 | 2009 | 2010 | 2011 | 2012 |
|-------------------------------|--------------------|--------------------|--------------------|--------------------|--------------------|--------------------|--------------------|
| Sales Tax | 68,409,089 | 69,183,104 | 67,858,596 | 63,493,503 | 62,845,655 | 66,668,519 | 70,586,204 |
| Property Tax | 37,054,036 | 40,281,448 | 42,174,833 | 44,168,769 | 46,488,940 | 46,581,344 | 43,111,371 |
| Specific Ownership Tax | 5,764,078 | 5,855,172 | 5,797,962 | 5,797,962 | 5,180,000 | 4,669,800 | 4,669,800 |
| Other Taxes | 268,631 | 280,130 | 236,000 | 236,000 | 231,000 | 231,000 | 224,000 |
| Budgeted Revenue \$ | 111,495,834 | 115,679,854 | 115,867,381 | 113,696,234 | 114,725,595 | 118,160,663 | 118,600,375 |
| Population Estimates* | 581,418 | 587,590 | 597,249 | 605,979 | 624,314 | 633,942 | 642,538 |
| Annual Cost Per Person | \$192 | \$197 | \$194 | \$188 | \$184 | \$186 | \$185 |
| Daily Cost Per Person | \$0.525 | \$0.539 | \$0.532 | \$0.514 | \$0.503 | \$0.511 | \$0.506 |

*Estimated Population From Department of Local Affairs



*El Paso County, Colorado
Budget Administration
2012 Critical Needs Addressed*

Critical Needs Addressed in the 2012 Original Adopted Budget:

| | |
|--|--------------------|
| Clerk & Recorder's Office - 2012 General Election (ONE-TIME) | \$1,225,840 |
| Clerk & Recorder's Office - 2012 Primary Election (ONE-TIME) | \$93,430 |
| District Attorney's Office - Personnel/Salaries | \$141,163 |
| Sheriff's Office - Inmate Food Contract | \$69,451 |
| Sheriff's Office - Extradition | \$12,498 |
| Sheriff's Office - Technology Maintenance | \$5,300 |
| Sheriff's Office - SANE Exams | \$5,000 |
| Sheriff's Office - Fleet (Gas/Tires) | \$260,000 |
| Sheriff's Office - Ammunition | \$8,000 |
| Coroner's Office - Forensic Pathologist (Half year's salary in 2012 - total salary of \$176,830) | \$88,415 |
| County-Wide - Employee Compensation | \$2,031,131 |
| Facilities/Parks - Utilities Increase | \$0 |
| Sheriff's Office - Air Packs/Masks (ONE-TIME) | \$122,800 |
| Total Critical Needs Addressed | \$4,063,028 |

2012 Original Adopted Budget



*El Paso County, Colorado
 Budget Administration
 2012 Critical Needs Summary
 Budget Hearings #1 & #2*

| | | <u>Critical Needs- On -Going</u> | <u>Critical Needs- One-Time</u> | TOTAL NEEDS |
|-------------------------|---|--------------------------------------|-------------------------------------|--------------------|
| BUDGET HEARING 1 | | | | |
| Clerk & Recorder | South Office for Clerk & Recorder | 514,807 | 556,310 | 1,071,117 |
| Clerk & Recorder | Additional Staff for Centennial Motor Vehicle Branch | 115,186 | | 115,186 |
| Clerk & Recorder | Microfilm Conversion to Digital, 1861-1992 (Option 1) | | 236,737 | 236,737 |
| Clerk & Recorder | Part Time Staff Member - Clerk to the Board | 20,559 | | 20,559 |
| Clerk & Recorder | Board of Equalization Conversion from VAX | | 200,000 | 200,000 |
| Clerk & Recorder | General Election via Poll Place | | 1,225,840 | 1,225,840 |
| Clerk & Recorder | Primary Election via Poll Place | | 664,512 | 664,512 |
| Coroner | Forensic Pathologist | 176,830 | | 176,830 |
| District Attorney | Base Operations - see back-up | 595,606 | | 595,606 |
| District Attorney | Base Operations - see back-up | | 178,466 | 178,466 |
| Sheriff | Maintain Minimal Services- see back-up | 2,229,654 | | 2,229,654 |
| Sheriff | Budget Reduction Restoration-see back-up | 2,188,194 | | 2,188,194 |
| Sheriff | Support Services- see back-up | 8,000 | | 8,000 |
| Sheriff | Law Enforcement- see back-up | 4,115,714 | 799,749 | 4,915,463 |
| Sheriff | Add'l Needs/Backlog - Law Enforcement Bureau | | 122,800 | 122,800 |
| Sheriff | Detentions- see back-up | 3,217,008 | 105,754 | 3,322,762 |
| Treasurer | Base Operations - see back-up | 100,000 | | 100,000 |
| TOTAL OPERATIONS | | 13,281,558 | 4,090,168 | 17,371,726 |



El Paso County, Colorado
Budget Administration
2012 Critical Needs Summary
Budget Hearings #1 & #2

| | | <u>Critical Needs- On -Going</u> | <u>Critical Needs- One-Time</u> | TOTAL NEEDS |
|-------------------------|--------------------------------------|--------------------------------------|-------------------------------------|--------------------|
| BUDGET HEARING 2 | | | | |
| Health Department | Lease & CAM | 250,000 | | 250,000 |
| Health Department | Information Technology Consolidation | 280,000 | | 280,000 |
| Public Services | Facilities- Utilities Increase | 139,326 | | 139,326 |
| | | | | 21,000,000 |
| | | | | 500,000 |
| | | | | 350,000 |
| | | | | 300,000 |
| Support Services | Information Technology | 300,000 | 6,062,000 | 6,362,000 |
| Support Services | County-wide Personnel Shortfall | 2,031,131 | | 2,031,131 |
| TOTAL OPERATIONS | | 5,000,457 | 26,212,000 | 31,212,457 |
| | | <u>Critical Needs On-Going</u> | <u>Critical Needs One-Time</u> | TOTAL NEEDS |
| | | 18,282,015 | 30,302,168 | 48,584,183 |



El Paso County, Colorado
Budget Administration
2012 Critical Needs Detail - Clerk & Recorder

| | <u>Critical Needs- On - Going</u> | <u>Critical Needs-One- Time</u> | TOTAL NEEDS |
|---|---|---|------------------------|
| <u>Clerk and Recorder</u> | | | |
| South Office for Clerk & Recorder | 514,807 | 556,310 | 1,071,117 |
| Additional Staff for Centennial Motor Vehicle Branch | 115,186 | | 115,186 |
| Microfilm Conversion to Digital, 1861-1992 (Option 1) (used in Calculation) | | 236,737 | 236,737 |
| Microfilm Storage - Cabinets and Reader (Option 2) | | 35,063 | - |
| Part Time Staff Member - Clerk to the Board | 20,559 | | 20,559 |
| | | | |
| <u>Clerk & Recorder/Information Technology/Assessor</u> | | | |
| Board of Equalization Conversion from VAX | | 200,000 | 200,000 |
| Subtotal | 650,552 | 993,047 | 1,643,599 |
| | | | |
| <u>2011 Election</u> | | | |
| Mandated | General Election via Poll Place | 1,225,840 | 1,225,840 |
| Mandated (Option 1) | Primary Election via Poll Place (used in calculation) | 664,512 | 664,512 |
| Mandated (Option 2) | Primary Election via Mail Ballot, including service centers | 593,430 | - |
| | | | |
| TOTAL CLERK AND RECORDER OPERATIONS | | 650,552 | 2,883,399 |
| | | | 3,533,951 |



El Paso County, Colorado
Budget Administration
2012 Critical Needs Detail - Coroner, District Attorney & Treasurer

CORONER OPERATIONS

Coroner Toxicologist (Funding)
 Coroner Digital X-Ray System

 Coroner Forensic Pathologist

| <u>Critical Needs- On - Going</u> | <u>Critical Needs- One-Time</u> | TOTAL NEEDS |
|-----------------------------------|---------------------------------|--------------------|
| 41,000 | | 41,000 |
| | 95,000 | 95,000 |
| 41,000 | 95,000 | 136,000 |
| 176,830 | | 176,830 |

DISTRICT ATTORNEY OPERATIONS

District Attorney Potential Loss - Gaming Grant
 District Attorney Salary for below standard / EPC County equiv positions
 District Attorney Salary for Investigators
 District Attorney Salary for Attorneys
 District Attorney New Position - Restitution Clerk

| <u>Critical Needs- On - Going</u> | <u>Critical Needs- One-Time</u> | TOTAL NEEDS |
|-----------------------------------|---------------------------------|--------------------|
| 122,540 | 178,466 | 301,006 |
| 141,163 | | 141,163 |
| 244,000 | | 244,000 |
| 44,000 | | 44,000 |
| 43,903 | | 43,903 |
| 595,606 | 178,466 | 774,072 |



*El Paso County, Colorado
 Budget Administration
 2012 Critical Needs Detail - Coroner, District Attorney & Treasurer*

**TREASURER
 OPERATIONS**

Treasurer Maintenance Contract on RPS Scanner
 Treasurer Postage, Printing, Armored Car Service, Supplies
 Treasurer Replace Eliminated Personnel

| <u>Critical Needs- On - Going</u> | <u>Critical Needs- One-Time</u> | <u>TOTAL NEEDS</u> |
|---|-------------------------------------|--------------------|
| 10,000 | | 10,000 |
| 30,000 | | 30,000 |
| 60,000 | | 60,000 |
| 100,000 | - | 100,000 |



El Paso County, Colorado
Budget Administration
2012 Critical Needs Detail - Sheriff

| | | | |
|--|----------|-------------------|-------------------|
| Sheriff - Law Enforcement | | | |
| Law Enforcement-Staffing -34 FTE 's (Patrol) | On-Going | 2,704,260 | 2,704,260 |
| Law Enforcement-Staffing-Equipment | On-Going | 254,354 | 254,354 |
| Law Enforcement-Staffing-Equipment | One Time | | 745,569 |
| | | | 745,569 |
| Law Enforcement-Staffing-16 FTE's (Civilian Support) | On-Going | 893,817 | 893,817 |
| Law Enforcement-Staffing-Equipment | On-Going | - | - |
| Law Enforcement-Staffing-Equipment | One Time | | 54,180 |
| | | | 54,180 |
| Emergency Services Staffing-3 FTE's (Civilian Support) | On-Going | 244,283 | 244,283 |
| Emergency Services Staffing-Equipment | On-Going | 15,000 | 15,000 |
| Emergency Services Staffing-Equipment | One Time | | - |
| | | | - |
| Law Enforcement-Printing & Duplicating Increase | On-Going | 1,000 | 1,000 |
| Law Enforcement-Operation Supply Increase | On-Going | 3,000 | 3,000 |
| Total Law Enforcement | | 4,115,714 | 799,749 |
| | | | 4,915,463 |
| | | | |
| Add'l Needs/Backlog-20 Air Packs (Emergency Services Division) | One Time | | 119,720 |
| | | | 119,720 |
| Add'l Needs/Backlog-11 Air Pack Masks (Emergency Services) (rec'd 21 through JAG 2009 grant) | One Time | | 3,080 |
| | | | 3,080 |
| Total Add'l Needs/Backlog-Law Enforcement Bureau | One Time | | 122,800 |
| | | | 122,800 |
| Sheriff-Detentions | | | |
| Detentions-Staffing-30 FTE's (Detentions) | On-Going | 2,368,861 | 2,368,861 |
| Detentions-Staffing-Equipment | On-Going | 27,010 | 27,010 |
| Detentions-Staffing-Equipment | One Time | | 59,700 |
| | | | 59,700 |
| Detentions-Staffing-12 FTE's (Civilian Support) | On-Going | 593,193 | 593,193 |
| Detentions-Staffing-Equipment | On-Going | - | - |
| Detentions-Staffing-Equipment | One Time | | 40,084 |
| | | | 40,084 |
| Detentions-3 FTE's Staffing(Court)-Personnel Costs | On-Going | 225,243 | 225,243 |
| Detentions-3 FTE's Staffing(Court)-Equipment/Other | On-Going | 2,701 | 2,701 |
| Detentions-3 FTE's Staffing(Court)-Equipment/Other | One Time | | 5,970 |
| | | | 5,970 |
| | | 3,217,008 | 105,754 |
| | | | 3,322,762 |
| TOTAL SHERIFF OPERATIONS | | | |
| | | 11,758,570 | 1,028,303 |
| | | | 12,786,873 |



El Paso County, Colorado
Budget Administration
2012 Critical Needs Detail - PSD

| | | <u>Critical Needs- On</u> | | TOTAL NEEDS |
|-------------------------|---------------|---------------------------|--------------------------------|--------------------|
| | | <u>-Going</u> | <u>Critical Needs-One-Time</u> | |
| Fleet Fund | | | | |
| ADMIN- Fleet | Fleet Backlog | 2,000,000 | 19,000,000 | 21,000,000 |
| TOTAL FLEET FUND | | 2,000,000 | 19,000,000 | 21,000,000 |

| | | <u>Critical Needs- On</u> | | TOTAL NEEDS |
|-----------------------------|---|---------------------------|--------------------------------|--------------------|
| | | <u>-Going</u> | <u>Critical Needs-One-Time</u> | |
| Road and Bridge Fund | | | | |
| Public Works | Academy Bridge Repairs | | 350,000 | 350,000 |
| Public Works | Constitution and Peterson Signal Pole Replacement | | 500,000 | 500,000 |
| Public Works | Falcon Pond | | 300,000 | 300,000 |
| TOTAL PUBLIC WORKS | | - | 1,150,000 | 1,150,000 |

| | | <u>Critical Needs- On</u> | | TOTAL NEEDS |
|-------------------------|------------------------------------|---------------------------|--------------------------------|--------------------|
| | | <u>-Going</u> | <u>Critical Needs-One-Time</u> | |
| Facilities | | | | |
| Admin-Facilities | Electric Cost Rate Adjustment 6.5% | 139,326 | | 139,326 |
| TOTAL FACILITIES | | 139,326 | | 139,326 |



El Paso County, Colorado
Budget Administration
2012 Critical Needs Detail - Health Department

OPERATIONS

Health Dept
Health Dept

Lease/CAM
IT

| Critical Needs <u>On -Going</u> | Critical Needs <u>One-Time</u> | TOTAL NEEDS |
|--|---|--------------------|
| 250,000 | | 250,000 |
| 280,000 | | 280,000 |
| 530,000 | 0 | 530,000 |



*El Paso County, Colorado
Budget Administration
2012 Critical Needs Detail - IT*

OPERATIONS

| | |
|-----------|--|
| ADMIN- IT | VoIP System Maintenance |
| ADMIN- IT | Fiber infrastructure |
| ADMIN- IT | Foundation Equipment |
| ADMIN- IT | Web Portal Citizen Service Mobile Applications |
| ADMIN- IT | Document management system replacement |
| ADMIN- IT | Database Consolidation |
| ADMIN- IT | VAX/Net Integrated System |
| ADMIN- IT | Work Order Systems |
| ADMIN- IT | Data Centers |
| ADMIN- IT | Phone System |

| <u>Critical Needs- On - Going</u> | <u>Critical Needs- One-Time</u> | <u>TOTAL NEEDS</u> |
|---|-------------------------------------|------------------------|
| 300,000 | | 300,000 |
| | 1,327,000 | 1,327,000 |
| | 775,000 | 775,000 |
| | 70,000 | 70,000 |
| | 400,000 | 400,000 |
| | 140,000 | 140,000 |
| | 1,300,000 | 1,300,000 |
| | 300,000 | 300,000 |
| | 750,000 | 750,000 |
| | 1,000,000 | 1,000,000 |
| 300,000 | 6,062,000 | 6,362,000 |

**Section II – Budget Changes
(from 2011 to 2012)**



*El Paso County, Colorado
Budget Administration
2012 Original Adopted Budget*

**El Paso County, Colorado
Changes to Revenue Budget from 2011 to 2012**

| Fund | Department | 2011 Original Adopted Budget | Sales Tax | Property Tax | Other Tax | Fees and Charges | Interest on Investments | Inter- governmental Revenue | Other Revenue/Misc. | Restricted Revenue | 2012 Original Adopted Budget |
|--------|-------------------------------|------------------------------------|------------------|---------------------|----------------|---------------------|----------------------------|-----------------------------------|------------------------|-----------------------|------------------------------------|
| 1 | Administrative Services | 75,472,165 | 8,397,358 | (11,447,450) | (7,000) | (354,829) | (250,000) | | 17,000 | | 71,827,244 |
| | Security | 264,000 | | | | (17,310) | | | (1,000) | | 245,690 |
| | Facilities Management | 109,610 | | | | (3,251) | | | (750) | | 105,609 |
| | Parks & Leisure Services | 426,000 | | | | (14,000) | | | | | 412,000 |
| | Veteran Services | 14,900 | | | | | | 2,500 | | | 17,400 |
| | Assessor | 40,000 | | | | (10,000) | | | | | 30,000 |
| | Clerk & Recorder | 8,850,100 | | | | (181,850) | | | | | 8,668,250 |
| | Coroner | 384,100 | | | | (380,500) | | 380,500 | | | 384,100 |
| | Sheriff's Office | 1,599,138 | | | | 486,862 | | (5,000) | | | 2,081,000 |
| | Treasurer | 3,300,000 | | | | (231,000) | | | | | 3,069,000 |
| | Public Trustee | 851,031 | | | | (201,031) | | | | | 650,000 |
| 1 | Net General Fund | 91,311,044 | 8,397,358 | (11,447,450) | (7,000) | (906,909) | (250,000) | 378,000 | 15,250 | 0 | 87,490,293 |
| | Facilities County/City SLA | 1,773,700 | | | | | | | | (875,572) | 898,128 |
| | Regional & Urban Parks | 738,000 | | | | | | | | (10,000) | 728,000 |
| | Justice Services | 6,542,398 | | | | | | | | (480,077) | 6,062,321 |
| | Useful Public Service | 100,000 | | | | | | | | 0 | 100,000 |
| | Restricted Fees | 1,291,153 | | | | | | | | 92,392 | 1,383,545 |
| | Clerk & Recorder | 1,525,000 | | | | | | | | (50,000) | 1,475,000 |
| | District Attorney | 848,164 | | | | | | | | (50,847) | 797,317 |
| | Sheriff's Office | 3,989,585 | | | | | | | | (565,085) | 3,424,500 |
| 1 | GF -Grants/Restricted* | 16,908,000 | 0 | 0 | 0 | 0 | 0 | 0 | 0 | (1,939,189) | 14,868,811 |
| 1 | Total General Fund | 108,119,844 | 8,397,358 | (11,447,450) | (7,000) | (906,909) | (250,000) | 378,000 | 15,250 | (1,939,189) | 102,359,104 |
| 2 | Road & Bridge/Fleet | 17,610,236 | 558,000 | (105,710) | | | | | | | 18,054,526 |
| 3 | Road & Bridge Escrow | 879,491 | | (61,128) | | | | | | 1,056 | 819,419 |
| 4 | Dept of Human Services | 49,000,000 | 3,000,000 | | | | | | | 4,508,000 | 56,508,000 |
| 6 | Community Investment | 12,634,889 | | 7,249,861 | | | | | | 1,365,131 | 21,249,881 |
| 12 | Self-Insurance | 23,855,840 | (8,030,673) | | | | | | | 1,804,871 | 17,630,038 |
| 15 | Conservation Trust* | 1,210,000 | | | | | | | | | 1,210,000 |
| 16 | Retirement Fund* | 7,724,462 | | 400,025 | | | | | | 43,443 | 8,167,930 |
| 17 | Retirement Admin.* | 247,000 | | | | | | | | | 247,000 |
| 19 | Schools' Trust Fund* | 100,000 | | | | | | | | | 100,000 |
| 22 | Solid Waste Management* | 963,000 | | | | | | | | (24,808) | 938,192 |
| 25 | Economic Development* | 4,012,500 | | | | 35,000 | | | | 965,000 | 5,012,500 |
| 66 | Pikes Peak Workforce* | 6,554,757 | | | | | | | | 699,297 | 7,254,054 |
| 74, 75 | Local Improvement Districts* | 109,105 | | | | | | | | 2,395 | 111,500 |
| | | 233,020,324 | 3,916,685 | (3,964,402) | (7,000) | (871,909) | (250,000) | 378,000 | 15,250 | 7,417,196 | 239,654,144 |

*Legally Restricted Funds, not available for general use

**El Paso County, Colorado
Changes to Base Budget from 2011 to 2012**

| Fund | Department | 2011 Original Adopted Budget | 2011 Remove One-Time AFRs | 2012 BoCC Approved One-Time Critical Needs | 2012 BoCC Approved On-Going Critical Needs/Other Budget Moves | 2012 Original Adopted Budget |
|-------------|-----------------------------|---|--|---|--|---|
| 1 | Administrative Services | 809,460 | | | (41,761) | 767,699 |
| | Administrative Support | 697,662 | | | 24,686 | 722,348 |
| | Board of Equalization | 38,576 | | | 301 | 38,877 |
| | Security | 1,177,766 | | | 48,555 | 1,226,321 |
| | Environmental Services | 339,119 | | | 12,544 | 351,663 |
| | Facilities Management | 6,545,347 | | | 108,957 | 6,654,304 |
| | Parks & Leisure Services | 787,062 | | | 92,951 | 880,013 |
| | Parks Special Events | 245,027 | | | 2,743 | 247,770 |
| | CSU Administration | 155,616 | | | 2,072 | 157,688 |
| | Procurement & Contracts | 341,104 | | | 20,531 | 361,635 |
| | Empl. Benefits & Med. Serv. | 741,531 | | | 24,049 | 765,580 |
| | Finance Administration | 798,971 | | | (10,054) | 788,917 |
| | Financial Support | 257,452 | | | 699,990 | 957,442 |
| | Budget Administration | 608,128 | | | 152,954 | 761,082 |
| | Budget Support | 1,578,060 | | | 896,264 | 2,474,324 |
| | Information Technology | 8,380,938 | | | 147,966 | 8,528,904 |
| | Veteran Services | 235,671 | | | 41,225 | 276,896 |
| | County Attorney | 725,015 | | | 25,849 | 750,864 |
| | Health Department Support | 2,803,948 | | | 0 | 2,803,948 |
| | Clerk & Recorder | 5,991,059 | | 1,319,270 | 248,073 | 7,558,402 |
| | Treasurer | 1,106,591 | | | 30,682 | 1,137,273 |
| | Assessor | 3,314,881 | | | 102,383 | 3,417,264 |
| | Coroner | 1,777,285 | | | 147,327 | 1,924,612 |
| | Surveyor | 8,921 | | | 208 | 9,129 |
| | District Attorney | 10,365,821 | (100,000) | | 356,365 | 10,622,186 |
| | Sheriff's Office | 45,148,976 | | 122,800 | 2,576,397 | 47,848,173 |
| | Public Trustee | 10,000 | | | (10,000) | 0 |
| 1 | Net General Fund | 94,989,987 | (100,000) | 1,442,070 | 5,701,257 | 102,033,314 |

2012 Original Adopted Budget

**El Paso County, Colorado
Changes to Base Budget from 2011 to 2012**

| Fund | Department | 2011 Original Adopted Budget | 2011 Remove One-Time AFRs | 2012 BoCC Approved One-Time Critical Needs | 2012 BoCC Approved On-Going Critical Needs/Other Budget Moves | 2012 Original Adopted Budget |
|--------------|-------------------------------------|---|--|---|--|---|
| | Regional & Urban Parks* | 710,000 | | | 10,000 | 720,000 |
| | Facilities County/City SLA/CAM* | 2,288,360 | | | (124,262) | 2,164,098 |
| | Justice Services * | 6,503,353 | | | (441,032) | 6,062,321 |
| | Development Services* | 1,308,518 | | | | 1,308,518 |
| | County Attorney - DHS* | 0 | | | | 0 |
| | Useful Public Service* | 150,000 | | | (50,000) | 100,000 |
| | Clerk & Recorder* | 2,400,000 | | | (305,000) | 2,095,000 |
| | Admin Restricted - Use Tax* | 250,000 | | | 25,000 | 275,000 |
| | Admin Restricted - P-Card* | 0 | | | 150,000 | 150,000 |
| | District Attorney* | 848,164 | | | (50,847) | 797,317 |
| | Sheriff's Office* | 3,410,587 | | | 495,413 | 3,906,000 |
| | Public Trustee* | 0 | | | | 0 |
| 1 | GF -Grants/Restricted* | 17,868,982 | 0 | 0 | (290,728) | 17,578,255 |
| 1 | Total General Fund | 112,858,969 | (100,000) | 1,442,070 | 5,410,529 | 119,611,569 |
| 2 | Road & Bridge/Fleet | 17,689,324 | | | 470,926 | 18,160,250 |
| 3 | Road & Bridge Escrow | 879,491 | | | (60,072) | 819,419 |
| 4 | Dept of Human Services | 49,000,000 | | | 5,000,000 | 54,000,000 |
| 6 | Community Investment | 14,037,878 | | | 7,799,055 | 21,836,933 |
| 12 | Self-Insurance | 24,428,870 | | | 405,849 | 24,834,719 |
| 15 | Conservation Trust* | 1,448,802 | | | (167,300) | 1,281,502 |
| 16 | Retirement Fund* | 7,778,121 | | | 603,617 | 8,381,738 |
| 17 | Retirement Admin.* | 247,000 | | | | 247,000 |
| 19 | Schools' Trust Fund* | 100,000 | | | | 100,000 |
| 22 | Solid Waste Management* | 1,121,913 | | | (183,721) | 938,192 |
| 25 | Economic Development* | 4,012,500 | | | 1,000,000 | 5,012,500 |
| 66 | Fikes Peak Workforce* | 6,554,757 | | | 699,297 | 7,254,054 |
| 74,75 | Local Improvement Districts* | 122,364 | | | (10,864) | 111,500 |
| | | 240,279,989 | (100,000) | 1,442,070 | 20,967,316 | 262,589,376 |

* Legally Restricted Funds, not available for general use

2012 Original Adopted Budget

Section III – 2012 Original Adopted Budget



*El Paso County, Colorado
Budget Administration
2012 Original Adopted Budget*

**El Paso County, Colorado
2012 Original Adopted "Budget At A Glance"**

| | 1 | 2 | 3 | 4 | 6 | 12 | 15* | 16* | 17* | 19* | 22* | 25* | 66* | 74 - 75* | TOTAL | |
|-------------------------------------|---------------------|------------------------------|-------------------------|-------------------|------------------------------|------------------------|----------------------------|------------------|------------------|------------------|----------------|------------------|------------------|----------------|---------------------|------------|
| | General Fund | Road & Bridge/ Fleet Fund | Road & Bridge Escrow | DHS Fund | Community Investment Fund | Self-Insurance Fund | Conservation Trust Fund | Retire. Fund | Pension Trust | Schools Trust | Solid Waste | Excess | PPWFC | LIDS | | |
| UNRESTRICTED REVENUE | | | | | | | | | | | | | | | | |
| Sales and Use Tax | 51,936,789 | 550,000 | | 14,997,101 | | 3,101,314 | | | | | | | | | 70,585,204 | |
| Property Taxes-Real Property | 17,983,406 | 1,131,226 | 741,454 | | 17,478,350 | | | 5,776,935 | | | | | | | 43,111,371 | |
| Specific Ownership Tax | | 4,669,800 | | | | | | | | | | | | | 4,669,800 | |
| Other Taxes / PILT | 155,000 | 69,000 | | | | | | | | | | | | | 224,000 | |
| Fees & Charges for Svs | 520,700 | 831,000 | | | | 40,000 | | | | | | 175,000 | | | 1,566,700 | |
| Assessor Fees | 30,000 | | | | | | | | | | | | | | 30,000 | |
| Clerk & Recorder Fees | 8,668,250 | | | | | | | | | | | | | | 8,668,250 | |
| Sheriff Fees | 1,021,000 | | | | | | | | | | | | | | 1,021,000 | |
| Treasurer Fees | 3,069,000 | | | | | | | | | | | | | | 3,069,000 | |
| Public Trustee Fees | 650,000 | | | | | | | | | | | | | | 650,000 | |
| Park & Recreation Fees | 412,000 | | | | | | | | | | | | | | 412,000 | |
| Parking Structure Fee | 245,690 | | | | | | | | | | | | | | 245,690 | |
| Rent Collections-Outside | 105,609 | | | | | | | | | | | | | | 105,609 | |
| Internal County Direct Bills | 1,200,349 | | | | | | | | | | | | | | 1,200,349 | |
| Intergovernmental | 1,461,500 | 3,500 | | | | | | | | | | | | | 1,465,000 | |
| Miscellaneous Rev. | 31,000 | 0 | | | | | | | | | | | | | 31,000 | |
| Unrestricted Revenue | 87,490,293 | 7,254,526 | 741,454 | 14,997,101 | 17,478,350 | 3,141,314 | 0 | 5,776,935 | 0 | 0 | 0 | 175,000 | 0 | 0 | 137,054,973 | |
| RESTRICTED REVENUE | | | | | | | | | | | | | | | | |
| Grant / Intergovernmental | 13,485,266 | | | 41,502,899 | 900,681 | | | 1,200,000 | | 247,000 | 100,000 | 936,392 | 4,837,500 | 7,254,054 | 111,500 | 70,575,292 |
| Restricted Fees | 1,383,545 | | | | | | | | | | | | | | | 1,383,545 |
| Property Taxes-Passthru BPPT | | | 77,965 | | | | | | | | | | | | | 77,965 |
| Highway User Tax | | 10,800,000 | | | | | | | | | | | | | | 10,800,000 |
| Interest on Investments | | | | | | | 10,000 | | | | | 1,800 | | | | 11,800 |
| Employee Paid Benefits | | | | | 464,450 | | | | | | | | | | | 464,450 |
| Transfer In/Strategic Move Projects | | | | | 2,406,400 | 8,488,724 | | 2,390,995 | | | | | | | | 13,286,119 |
| Internal County Direct Bills | | | | | | | | | | | | | | | | |
| Restricted Revenue | 14,868,811 | 10,800,000 | 77,965 | 41,502,899 | 3,771,531 | 14,488,724 | 1,210,000 | 2,390,995 | 247,000 | 100,000 | 936,392 | 4,837,500 | 7,254,054 | 111,500 | 102,599,171 | |
| | 102,359,104 | 18,054,526 | 819,419 | 56,500,000 | 21,249,881 | 17,630,038 | 1,210,000 | 8,167,930 | 247,000 | 100,000 | 936,392 | 5,012,500 | 7,254,054 | 111,500 | 239,654,144 | |
| Expenditures | | | | | | | | | | | | | | | | |
| Personnel | 70,465,605 | 5,117,109 | | 6,445,741 | | 3,784,318 | | 5,866,852 | | | | | | | 91,679,625 | |
| Operating | 27,870,349 | 2,130,878 | | 7,441,055 | 12,447,187 | 640,722 | | 61,303 | | | | 140,000 | | | 50,731,494 | |
| Capital | 3,697,360 | 49,021 | | 11,945 | 5,514,022 | | | | | | | | | | 9,272,347 | |
| Transfer Out | 0 | 0 | 741,454 | 434,772 | 0 | | | | | | | | | | 1,176,226 | |
| Unrestricted Expenditures | 102,033,314 | 7,297,007 | 741,454 | 14,333,512 | 17,961,309 | 4,425,041 | 0 | 5,928,155 | 0 | 0 | 0 | 140,000 | 0 | 0 | 152,859,693 | |
| Restricted Personnel | 5,932,845 | 7,617,972 | | 17,837,911 | | 17,454,466 | 1,076,289 | 2,428,210 | 230,528 | | 331,502 | 329,158 | 3,128,473 | | 56,367,354 | |
| Restricted Operating | 11,583,836 | 3,172,292 | | 20,592,335 | 2,685,892 | 2,955,213 | 185,213 | 25,373 | 16,472 | 100,000 | 536,709 | 4,543,342 | 4,125,581 | 111,500 | 50,633,758 | |
| Restricted Capital | 59,179 | 72,979 | | 33,055 | 1,189,832 | | 20,000 | | | | 69,981 | | | | 1,445,037 | |
| Restricted Transfers Out | 2,395 | | 77,965 | 1,203,185 | 0 | | | | | | | | | | 1,283,545 | |
| Restricted Expenditures | 17,578,255 | 10,863,243 | 77,965 | 39,666,487 | 3,875,724 | 20,409,678 | 1,281,502 | 2,453,583 | 247,000 | 100,000 | 936,392 | 4,872,500 | 7,254,054 | 111,500 | 109,729,683 | |
| | 119,611,569 | 18,160,250 | 819,419 | 54,000,000 | 21,836,933 | 24,834,719 | 1,281,502 | 8,381,738 | 247,000 | 100,000 | 936,392 | 5,012,500 | 7,254,054 | 111,500 | 242,589,376 | |
| Net Change in Fund-NR | (14,543,021) | (42,481) | 0 | 663,589 | (482,860) | (1,283,727) | 0 | (151,220) | 0 | 0 | 0 | 35,000 | 0 | 0 | (15,804,720) | |
| Net Change in Fund-RES | (2,709,444) | (63,243) | 0 | 1,836,412 | (104,193) | (5,920,954) | (71,502) | (62,588) | 0 | 0 | 0 | (35,000) | 0 | 0 | (7,130,512) | |
| TOTAL Net Change | (17,252,465) | (105,724) | 0 | 2,500,000 | (587,053) | (7,204,681) | (71,502) | (213,808) | 0 | 0 | 0 | 0 | 0 | 0 | (22,935,232) | |

*Legally Restricted Funds, not available for general use

El Paso County, Colorado
 Budget Administration
 2012 Original Adopted Budget - Fund Balance Estimates

| | January 1, 2012 Estimated Beginning Fund Balance | + 2012 Original Adopted Budget Revenues | - 2012 Original Adopted Budget Expenditures | = December 31, 2012 Estimated Available Fund Balance | Estimated Restricted Fund Balance | Estimated Available Fund Balance |
|--------------------------------------|---|--|--|---|---|--|
| General Fund -Net-UR | \$23,817,533 | \$87,490,293 | (\$102,033,314) | \$9,274,512 | \$0 | \$9,274,512 |
| Emergency Reserve* - General Fund | 2,304,113 | 0 | 0 | \$2,304,113 | 2,304,113 | 0 |
| Emergency Reserve* - Restricted Fees | 3,000,000 | 0 | 0 | \$3,000,000 | 3,000,000 | 0 |
| Fund Flow Transfer- Road & Bridge | 1,950,000 | 0 | 0 | \$1,950,000 | 1,950,000 | 0 |
| General Fund -RES* | 5,797,422 | 14,868,811 | (17,578,255) | \$3,087,978 | 3,087,978 | 0 |
| Total General Fund | \$36,869,068 | \$102,359,104 | (\$119,811,569) | \$19,618,803 | \$10,342,091 | \$9,274,512 |
| Road & Bridge/Fleet | \$3,430,587 | \$18,054,526 | (\$18,160,250) | \$3,324,863 | \$1,518,431 | \$1,806,432 |
| Road & Bridge Escrow Escrow | \$0 | \$819,419 | (\$819,419) | \$0 | \$0 | \$0 |
| Department of Human Services | \$249,085 | \$56,500,000 | (\$54,000,000) | \$2,749,085 | \$2,749,085 | \$0 |
| Community Investment | \$721,932 | \$21,249,881 | (\$21,836,933) | \$134,880 | \$134,880 | \$0 |
| Self-Insurance | \$15,363,707 | \$17,630,038 | (\$24,834,719) | \$8,159,026 | \$7,200,000 | \$959,026 |
| Conservation Trust* | \$642,533 | \$1,210,000 | (\$1,281,502) | \$571,031 | \$571,031 | (\$0) |
| Retirement | \$1,120,183 | \$8,167,930 | (\$8,381,738) | \$906,375 | \$906,375 | \$0 |
| Pension Trust* | \$12,707 | \$247,000 | (\$247,000) | \$12,707 | \$12,707 | \$0 |
| School's Trust* | \$39,810 | \$100,000 | (\$100,000) | \$39,810 | \$39,810 | \$0 |
| Solid Waste Management* | \$291,986 | \$938,192 | (\$938,192) | \$291,986 | \$291,986 | \$0 |
| Economic Development* | \$49,780 | \$5,012,500 | (\$5,012,500) | \$49,780 | \$49,780 | \$0 |
| Pikes Peak Workforce * | \$0 | \$7,254,054 | (\$7,254,054) | \$0 | \$0 | \$0 |
| Local Improvement Districts* | \$82,476 | \$111,500 | (\$111,500) | \$82,476 | \$82,476 | \$0 |
| Total | \$68,873,864 | \$239,664,144 | (\$262,589,376) | \$36,938,822 | \$23,898,662 | \$12,039,971 |

*Legally Restricted Funds, not available for general use

**El Paso County, Colorado
Allocation of Revenues by Major Category**

| Fund | Department | Sales Tax | Property Tax | Specific Ownership Tax | Other Taxes | Fees and Charges | Intergovern- mental Revenues | Internal Direct Bills | Other Revenue | Restricted Revenue | 2012 Original Adopted Budget |
|---------|-----------------------------|-------------------|-------------------|------------------------------|----------------|---------------------|------------------------------------|--------------------------|------------------|-----------------------|---------------------------------|
| 1 | Administrative Services | 51,936,789 | 17,983,406 | 0 | 155,000 | 520,700 | 0 | 1,200,349 | 31,000 | 0 | 71,827,244 |
| | Security- Parking Structure | 0 | 0 | 0 | 0 | 245,690 | 0 | 0 | 0 | 0 | 245,690 |
| | Facilities Management | 0 | 0 | 0 | 0 | 105,609 | 0 | 0 | 0 | 0 | 105,609 |
| | Parks & Leisure Services | 0 | 0 | 0 | 0 | 412,000 | 0 | 0 | 0 | 0 | 412,000 |
| | Veteran Services | 0 | 0 | 0 | 0 | 0 | 17,400 | 0 | 0 | 0 | 17,400 |
| | Assessor | 0 | 0 | 0 | 0 | 30,000 | 0 | 0 | 0 | 0 | 30,000 |
| | Clerk & Recorder | 0 | 0 | 0 | 0 | 8,668,250 | 0 | 0 | 0 | 0 | 8,668,250 |
| | Coroner | 0 | 0 | 0 | 0 | 0 | 384,100 | 0 | 0 | 0 | 384,100 |
| | Sheriff's Office | 0 | 0 | 0 | 0 | 1,021,000 | 1,060,000 | 0 | 0 | 0 | 2,081,000 |
| | Treasurer | 0 | 0 | 0 | 0 | 3,069,000 | 0 | 0 | 0 | 0 | 3,069,000 |
| | Public Trustee | 0 | 0 | 0 | 0 | 650,000 | 0 | 0 | 0 | 0 | 650,000 |
| 1 | Net General Fund | 51,936,789 | 17,983,406 | 0 | 155,000 | 14,722,249 | 1,461,500 | 1,200,349 | 31,000 | 0 | 87,490,293 |
| | Facilities County/City SLA | 0 | 0 | 0 | 0 | 0 | 0 | 0 | 0 | 898,128 | 898,128 |
| | Regional & Urban Parks | 0 | 0 | 0 | 0 | 0 | 0 | 0 | 0 | 728,000 | 728,000 |
| | Justice Services | 0 | 0 | 0 | 0 | 0 | 0 | 0 | 0 | 6,062,321 | 6,062,321 |
| | Useful Public Service | 0 | 0 | 0 | 0 | 0 | 0 | 0 | 0 | 100,000 | 100,000 |
| | Restricted Fees | 0 | 0 | 0 | 0 | 0 | 0 | 0 | 0 | 1,383,545 | 1,383,545 |
| | Clerk & Recorder | 0 | 0 | 0 | 0 | 0 | 0 | 0 | 0 | 1,475,000 | 1,475,000 |
| | District Attorney - Grant | 0 | 0 | 0 | 0 | 0 | 0 | 0 | 0 | 797,317 | 797,317 |
| | Sheriff's Office | 0 | 0 | 0 | 0 | 0 | 0 | 0 | 0 | 3,424,500 | 3,424,500 |
| 1 | GF -Grants/Restricted* | 0 | 0 | 0 | 0 | 0 | 0 | 0 | 0 | 14,868,811 | 14,868,811 |
| 1 | Total General Fund | 51,936,789 | 17,983,406 | 0 | 155,000 | 14,722,249 | 1,461,500 | 1,200,349 | 31,000 | 14,868,811 | 102,359,104 |
| 2 | Road & Bridge/Fleet | 550,000 | 1,131,228 | 4,869,800 | 69,000 | 531,000 | 3,500 | 0 | 0 | 10,600,000 | 18,064,528 |
| 3 | Road & Bridge Escrow | 0 | 741,454 | 0 | 0 | 0 | 0 | 0 | 0 | 77,965 | 819,419 |
| 4 | Dept of Human Serv. | 14,997,101 | 0 | 0 | 0 | 0 | 0 | 0 | 0 | 41,502,899 | 56,500,000 |
| 5 | Community Investment | 0 | 17,478,350 | 0 | 0 | 0 | 0 | 0 | 0 | 3,771,531 | 21,249,881 |
| 12 | Self-insurance | 3,101,314 | 0 | 0 | 0 | 40,000 | 0 | 0 | 0 | 14,488,724 | 17,630,038 |
| 16 | Conservation Trust* | 0 | 0 | 0 | 0 | 0 | 0 | 0 | 0 | 1,210,000 | 1,210,000 |
| 16 | Retirement Fund* | 0 | 5,776,935 | 0 | 0 | 0 | 0 | 0 | 0 | 2,390,995 | 8,167,930 |
| 17 | Retirement Admn.* | 0 | 0 | 0 | 0 | 0 | 0 | 0 | 0 | 247,000 | 247,000 |
| 19 | School's Trust Fund* | 0 | 0 | 0 | 0 | 0 | 0 | 0 | 0 | 100,000 | 100,000 |
| 23 | Solid Waste Management* | 0 | 0 | 0 | 0 | 0 | 0 | 0 | 0 | 938,192 | 938,192 |
| 26 | Economic Dev.* | 0 | 0 | 0 | 0 | 178,000 | 0 | 0 | 0 | 4,837,500 | 5,012,500 |
| 66 | Pikes Peak Workforce* | 0 | 0 | 0 | 0 | 0 | 0 | 0 | 0 | 7,254,054 | 7,254,054 |
| 74 & 75 | Local Improve. Districts* | 0 | 0 | 0 | 0 | 0 | 0 | 0 | 0 | 111,600 | 111,600 |
| | Total | 70,685,204 | 43,111,371 | 4,869,800 | 224,000 | 15,748,249 | 1,465,000 | 1,200,349 | 31,000 | 102,599,171 | 239,654,144 |

* * Legally Restricted Funds

2012 Original Adopted Budget

**El Paso County, Colorado
Allocation of Expenditures by Major Category**

| Fund | Department | Personnel | | | Operating | | | 2012 Original Adopted Budget |
|------|--------------------------------|-------------------|-------------------------------------|-------------------|------------------|-------------------------------------|--------------|---------------------------------|
| | | Personnel | Intergovernmental Reimbursements | Operating | Capital | Intergovernmental Reimbursements | Transfers | |
| 1 | Administrative Services | 920,270 | (157,453) | 4,683 | 0 | 0 | 0 | 767,699 |
| | Administrative Support | 0 | 0 | 722,348 | 0 | 0 | 0 | 722,348 |
| | Board of Equalization | 0 | 0 | 38,877 | 0 | 0 | 0 | 38,877 |
| | Security | 1,483,308 | (447,445) | 190,459 | 0 | 0 | 0 | 1,226,321 |
| | Environmental Services | 343,350 | 0 | 8,313 | 0 | 0 | 0 | 351,663 |
| | Facilities Management | 2,128,565 | (125,513) | 6,372,932 | 0 | (1,721,680) | 0 | 6,664,304 |
| | Parks & Leisure Services | 828,005 | (43,710) | 173,718 | 0 | (78,000) | 0 | 880,013 |
| | Parks Special Events | 81,125 | 0 | 166,645 | 0 | 0 | 0 | 247,770 |
| | CSU Administration | 61,280 | 0 | 96,408 | 0 | 0 | 0 | 157,688 |
| | Procurement & Contracts | 472,297 | (121,281) | 10,599 | 0 | 0 | 0 | 361,635 |
| | Empl. Benefits & Med. Serv. | 1,260,272 | (639,376) | 256,096 | 0 | (131,412) | 0 | 765,580 |
| | Finance Administration | 2,215,029 | (1,477,961) | 51,248 | 0 | 0 | 0 | 785,917 |
| | Financial Support | 8,913 | 0 | 1,152,529 | 0 | (204,000) | 0 | 957,442 |
| | Budget Administration | 1,596,067 | (655,892) | 36,877 | 0 | (15,000) | 0 | 761,082 |
| | Budget Support | 225,000 | 0 | 2,249,324 | 0 | 0 | 0 | 2,474,324 |
| | Information Technology | 4,728,394 | (487,834) | 1,448,541 | 2,839,803 | (1,000) | 0 | 8,528,904 |
| | Veteran Services | 264,053 | 0 | 12,843 | 0 | 0 | 0 | 276,896 |
| | County Attorney | 962,661 | (188,268) | 56,271 | 25,000 | (94,800) | 0 | 750,864 |
| | Health Department Support | 0 | 0 | 2,803,948 | 0 | 0 | 0 | 2,803,948 |
| | Clerk & Recorder | 5,577,041 | (679,750) | 2,918,711 | 0 | (57,600) | 0 | 7,556,402 |
| | Treasurer | 994,606 | 0 | 142,667 | 0 | 0 | 0 | 1,137,273 |
| | Assessor | 3,168,298 | 0 | 248,968 | 0 | 0 | 0 | 3,417,266 |
| | Coroner | 1,724,571 | 0 | 200,041 | 0 | 0 | 0 | 1,924,612 |
| | Surveyor | 6,128 | 0 | 3,001 | 0 | 0 | 0 | 9,129 |
| | District Attorney GF | 11,696,851 | (1,273,440) | 198,775 | 0 | 0 | 0 | 10,622,186 |
| | Sheriff's Office | 36,557,211 | (150,414) | 10,777,819 | 832,557 | (169,000) | 0 | 47,848,172 |
| | Public Trustee | 0 | 0 | 0 | 0 | 0 | 0 | 0 |
| 1 | Net General Fund | 77,323,294 | (6,857,688) | 30,342,841 | 3,697,360 | (2,472,492) | 0 | 102,033,314 |
| | Regional & Urban Parks | 0 | 0 | 720,000 | 0 | 0 | 0 | 720,000 |
| | Facilities County/City SLA/CAM | 770,990 | 0 | 1,393,108 | 0 | 0 | 0 | 2,164,098 |
| | Justice Services | 133,990 | 0 | 5,928,331 | 0 | 0 | 0 | 6,062,321 |
| | Development Services | 1,679,185 | (1,102,836) | 1,123,871 | 36,179 | (427,790) | 0 | 1,306,519 |
| | County Attorney - DHS | 1,217,225 | (1,217,225) | 182,612 | 0 | (182,612) | 0 | (0) |
| | Useful Public Service | 0 | 0 | 100,000 | 0 | 0 | 0 | 100,000 |
| | Clerk & Recorder | 1,169,616 | 0 | 925,384 | 0 | 0 | 0 | 2,095,000 |
| | Admin Grant Restricted | 0 | 0 | 275,000 | 0 | 0 | 0 | 275,000 |
| | Admin Restricted - P-Card* | 0 | 0 | 150,000 | 0 | 0 | 0 | 150,000 |
| | District Attorney | 478,053 | 0 | 319,294 | 0 | 0 | 0 | 797,317 |
| | Sheriff's Office | 2,803,937 | 0 | 1,076,688 | 23,000 | 0 | 2,395 | 3,906,000 |
| | Public Trustee | 483,829 | (483,829) | 0 | 0 | 0 | 0 | 0 |
| 1 | GF - Grants/Restricted | 8,736,836 | (2,803,991) | 12,194,238 | 59,179 | (610,402) | 2,395 | 17,576,255 |
| 1 | Total General Fund | 86,060,130 | (9,661,678) | 42,637,079 | 3,756,539 | (3,082,894) | 2,395 | 119,611,569 |

El Paso County, Colorado
Allocation of Expenditures by Major Category

| Fund | Department | Personnel | Personnel Intergovernmental Reimbursements | Operating | Capital | Operating Intergovernmental Reimbursements | Transfers | 2012 Original Adopted Budget |
|-------|----------------------------------|--------------------|--|--------------------|-------------------|--|------------------|------------------------------|
| 2 | Road & Bridge Fleet | 14,622,681 | (1,787,501) | 5,303,170 | 122,000 | 0 | 0 | 18,160,250 |
| 3 | Road & Bridge Escrow | 0 | 0 | 0 | 0 | 0 | 819,419 | 819,419 |
| 4 | Dept of Human Services | 24,263,653 | 0 | 28,033,390 | 45,000 | 0 | 1,637,957 | 54,000,000 |
| 6 | Community Investment | 0 | 0 | 18,133,079 | 6,703,854 | 0 | 0 | 21,836,933 |
| 12 | Self Insurance | 21,238,784 | 0 | 3,695,935 | 0 | 0 | 0 | 24,934,719 |
| 15 | Conservation Trust* | 1,076,289 | 0 | 185,213 | 20,000 | 0 | 0 | 1,281,502 |
| 16 | Retirement Fund* | 8,295,062 | 0 | 86,676 | 0 | 0 | 0 | 8,381,738 |
| 17 | Retirement Admin.* | 230,528 | 0 | 16,472 | 0 | 0 | 0 | 247,000 |
| 19 | Schools' Trust Fund* | 0 | 0 | 100,000 | 0 | 0 | 0 | 100,000 |
| 22 | Solid Waste Management* | 382,033 | (50,531) | 536,709 | 69,981 | 0 | 0 | 938,192 |
| 28 | Economic Development* | 329,158 | 0 | 4,683,342 | 0 | 0 | 0 | 5,012,500 |
| 66 | Pikes Peak Workforce* | 3,128,473 | 0 | 4,125,581 | 0 | 0 | 0 | 7,254,054 |
| 74,78 | LJDe Rancho Road & Falcon Vista* | 0 | 0 | 111,500 | 0 | 0 | 0 | 111,500 |
| | | 189,546,690 | (11,489,711) | 104,446,146 | 10,717,374 | (3,082,694) | 2,489,771 | 262,689,376 |

* Legally Restricted Funds, not available for general use